

# signature chairs



## Standard Arm Signature Chair

Code: C001

Shown with turned leg option

Depth: 38" 40" 43"

Width: 31" 32" 33"

Height: 33.5"

Seat Depth: 22" 25" 27"

Seat Height: 19"



## Short Scroll Arm Signature Chair

Code: C002

Shown with tapered leg option

Depth: 38" 40" 43"

Width: 34" 35" 36"

Height: 33.5"

Seat Depth: 22" 25" 27"

Seat Height: 19"



## Standard Arm Signature Chair with Loose Back Cushion

Code: C005

Shown with tapered leg and boxed back cushion options

Depth: 38" 40" 43"

Width: 31" 32" 33"

Height: 36"

Seat Depth: 20" 22" 25"

Seat Height: 19"



## Short Scroll Arm Signature Chair with Loose Back Cushion

Code: C006

Shown with turned leg and boxed back cushion options

Depth: 38" 40" 43"

Width: 34" 35" 36"

Height: 36"

Seat Depth: 20" 22" 25"

Seat Height: 19"



## Full Scroll Arm Signature Chair

Code: C003

Shown with turned leg option

Depth: 38" 40" 43"

Width: 34" 35" 36"

Height: 33.5"

Seat Depth: 22" 25" 27"

Seat Height: 19"/48.5cm



## Laid Back Scroll Arm Signature Chair

Code: C004

Shown with turned leg option

Depth: 38" 40" 43"

Width: 34" 35" 36"

Height: 33.5"

Seat Depth: 22" 25" 27"

Seat Height: 19"



## Full Scroll Arm Signature Chair with Loose Back Cushion

Code: C007

Shown with tapered leg and box back cushion options

Depth: 38" 40" 43"

Width: 34" 35" 36"

Height: 36"

Seat Depth: 20" 22" 25"

Seat Height: 19"



## Laid Back Scroll Arm Signature Chair with Loose Back Cushion

Code: C008

Shown with tapered leg and Turkish cushion options

Depth: 38" 40" 43"

Width: 34" 35" 36" m

Height: 36"/

Seat Depth: 20" 22" 25"

Seat Height: 19"

# chairs



## Lennagan Chair

Code: C057

Depth: 39"  
Width: 31"  
Height: 35.5"  
Seat Depth: 27"  
Seat Height: 19"



## Bulgari Chair

Code: CB03

Depth: 40"  
Width: 34.5"  
Height: 35"  
Seat Depth: 25"  
Seat Height: 19"



## Dahl Chair with Seat Cushion

Code: C020

Shown with tapered leg option  
Depth: 33"  
Width: 32"  
Height: 36"  
Seat Depth: 22"  
Seat Height: 19"



## Dahl Chair with Fixed Seat

Code: C019

Shown with turned leg option  
Depth: 33"  
Width: 32"  
Height: 36"  
Seat Depth: 22"  
Seat Height: 16"



## Minster Chair

Code: C028

Depth: 38"  
Width: 29"  
Height: 32.25"  
Seat Depth: 22"  
Seat Height: 18"



## Morantz Chair

Code: C056

Depth: 39"  
Width: 30"  
Height: 34.5"  
Seat Depth: 24"  
Seat Height: 18.5"



## Somerville Chair (Unbuttoned)

Code: CV036

Shown with tapered leg option  
Depth: 34"  
Width: 33"  
Height: 33"  
Seat Depth: 21"  
Seat Height: 16"



## Somerville Chair (Buttoned)

Code: C036

Shown with turned leg option  
Depth: 34"  
Width: 33"  
Height: 33"  
Seat Depth: 21"  
Seat Height: 16"

# chairs



**Georgian Chair with Seat Cushion**  
Code: C027  
Depth: 31.5"  
Width: 28"  
Height: 35"  
Seat Depth: 21"  
Seat Height: 18"



**Georgian Chair with Fixed Seat**  
Code: C063  
Depth: 31.5"  
Width: 28"  
Height: 35"  
Seat Depth: 21"  
Seat Height: 15"



**Button Back Scroll Arm Chair**  
Code: C026  
Depth: 39.5"  
Width: 33"  
Height: 37"  
Seat Depth: 24"  
Seat Height: 17"



**Study Chair**  
Code: C009  
Depth: 41.5"  
Width: 31"  
Height: 36"  
Seat Depth: 25.5"  
Seat Height: 18"



**Paris Chair**  
Code: C090  
Depth: 31.5"  
Width: 30"  
Height: 35"  
Seat Depth: 21"  
Seat Height: 18"



**Fairhill Chair**  
Code: C034  
Depth: 33"  
Width: 29"  
Height: 33"  
Seat Depth: 22"  
Seat Height: 15"



**Low Scroll Arm Wing Chair**  
Code: C018  
Depth: 37"  
Width: 35"  
Height: 47"  
Seat Depth: 21.5"  
Seat Height: 20"



**Low Scroll Arm Wing Chair (Buttoned)**  
Code: C188  
Depth: 37"  
Width: 35"  
Height: 47"  
Seat Depth: 21.5"  
Seat Height: 20"

# chairs



**Butterfly Chair (Unbuttoned)**

**Code: C059**

Shown with tapered leg option

Depth: 31"

Width: 37.5"

Height: 32.5"

Seat Depth: 20"

Seat Height: 15"



**Butterfly Chair (Buttoned)**

**Code: C039**

Shown with tapered leg option

Depth: 31"

Width: 37.5"

Height: 32.5"

Seat Depth: 20"

Seat Height: 15"



**Norris Chair (Pin tucked)**

**Code: C064**

Depth: 29"/73.5cm

Width: 28"/71cm

Height: 32"/81.5cm

Seat Depth: 20"/51cm

Seat Height: 15"/38cm



**Regency Chair**

**Code: C044**

Shown with turned leg option

Depth: 34"/86.5cm

Width: 28"/71cm

Height: 36"/91.5cm

Seat Depth: 22"/56cm

Seat Height: 20"/51cm



**Butterfly Chair with ruching (Buttoned)**

**Code: C066**

Shown with collar and turned leg option

Depth: 31"

Width: 37.5"

Height: 32.5"

Seat Depth: 20"

Seat Height: 15"



**Markham Chair**

**Code: C010**

Depth: 36"

Width: 31"

Height: 38"

Seat Depth: 22"

Seat Height: 17"



**Square Chair**

**Code: C041**

Depth: 41"

Width: 43"

Height: 32"

Seat Depth: 25"

Seat Height: 19"



**Dorchester Chair**

**Code: C101**

Depth: 45"

Width: 28" through to 34" Height:

43"

Seat Depth: 28"

Seat Height: 19"

# chairs



**Jules Chair**  
Code: C025  
Depth: 44"  
Width: 31.5"  
Height: 30"  
Seat Depth: 28"  
Seat Height: 14"



**Studio Chair**  
Code: C042  
Depth: 46"  
Width: 40"  
Height: 31.5"  
Seat Depth: 28"  
Seat Height: 14.5"



**Louis Chair**  
Code: C030  
Depth: 28.5"  
Width: 27"  
Height: 36.5"  
Seat Depth: 23"  
Seat Height: 17.5"



**La Rizza Chair**  
Code: C050  
Shown with turned leg option  
Depth: 29.5"  
Width: 25.5"  
Height: 35"  
Seat Depth: 19.5"  
Seat Height: 15.5"



**Edwardian Chair**  
Code: C011  
Depth: 39"  
Width: 29"  
Height: 34"  
Seat Depth: 27"  
Seat Height: 15"



**Edwardian Chair (Buttoned)**  
Code: C012  
Depth: 39"  
Width: 29"  
Height: 34"  
Seat Depth: 27"  
Seat Height: 15"



**Scaled-Up Buttoned Library Chair**  
Code: C062  
Depth: 34"  
Width: 34"  
Height: 32.5"  
Seat Depth: 21.5"  
Seat Height: 18"



**Airdrie Chair**  
Code: C035  
Depth: 32"  
Width: 33"  
Height: 32"  
Seat Depth: 22"  
Seat Height: 17"

# small chairs



**Christopher Chair**  
**Code: C143**  
Depth: 29"  
Width: 33"  
Height: 34"  
Seat Depth: 20"  
Seat Height: 14"



**Buttoned Library Chair**  
**Code: C021**  
Depth: 30"  
Width: 32"  
Height: 29"  
Seat Depth: 21"  
Seat Height: 15"



**Brewster Chair**  
**Code: C033**  
Depth: 30"  
Width: 22"  
Height: 32"  
Seat Depth: 17"  
Seat Height: 16.5"



**Eve Chair**  
**Code: C024**  
Depth: 27"  
Width: 22"  
Height: 29"  
Seat Depth: 18"  
Seat Height: 13"



**Buttoned Bedroom Chair**  
**Code: C023**  
Depth: 31"  
Width: 27"  
Height: 32"  
Seat Depth: 21"  
Seat Height: 14"



**Unbuttoned Bedroom Chair**  
**Code: C022**  
Depth: 31"  
Width: 27"  
Height: 32"  
Seat Depth: 21"  
Seat Height: 14"



**Ottoman Chair**  
**Code: C040**  
Depth: 33"  
Width: 27"  
Height: 33"  
Seat Depth: 23"  
Seat Height: 16.5"



**Penny Chair**  
**Code: C043**  
Depth: 26"  
Width: 23"  
Height: 29"  
Seat Depth: 18.5"  
Seat Height: 14"

# study chairs



**William IV Library Chair**

**Code: C038**

Depth: 30"  
Width: 28"  
Height: 38"  
Seat Depth: 19"  
Seat Height: 18"



**Petworth Chair**

**Code: C129**

Depth: 25"  
Width: 27"  
Height: 30"  
Seat Depth: 18"  
Seat Height: 18.5"



**Fully Upholstered Captain's Chair**

**Code: C120**


Depth: 25.5"  
Width: 25.5"  
Height: Adjustable from 32.5" to 36.5"  
Seat Depth: 18.5"  
Seat Height: Adjustable from 19" to 23"



**Georgian Desk Chair**

**Code: D07**

Depth: 28"  
Width: 28"  
Height: 38"  
Seat Depth: 20"  
Seat Height: 19"



# dining chairs



**Chartwell Chair**  
Code: C071  
Depth: 29"  
Width: 22"  
Height: 44"  
Seat Depth: 19"  
Seat Height: 19"



**Low Back Chartwell Chair**  
Code: C385  
Depth: 28.5"  
Width: 21"  
Height: 34"  
Seat Depth: 19"  
Seat Height: 19"



**Gainsborough Side Chair**  
Code: D01  
Shown with straight top option  
Depth: 24"  
Width: 23"  
Height: 40"  
Seat Depth: 17"  
Seat Height: 19"



**Gainsborough Carver Chair**  
Code: D02  
Shown with camel back option  
Depth: 25.5"  
Width: 24"  
Height: 43"  
Seat Depth: 18"  
Seat Height: 19"



**Klysmos Carver Chair**  
Code: D05  
Depth: 24.5"  
Width: 23.5"  
Height: 36.5"  
Seat Depth: 17.5"  
Seat Height: 18"



**Klysmos Side Chair**  
Code: D06  
Depth: 23"  
Width: 19"  
Height: 36"  
Seat Depth: 17"  
Seat Height: 18"



**Gainsborough Side Chair (Buttoned)**  
Code: D027  
Shown with camel back option  
Depth: 24"  
Width: 23"  
Height: 43"  
Seat Depth: 17"  
Seat Height: 19"



**Gainsborough Carver Chair (Buttoned)**  
Code: D029  
Shown with straight top option  
Depth: 25.5"  
Width: 24"  
Height: 40"  
Seat Depth: 18"  
Seat Height: 19"



# signature sofas



## Standard Arm Signature Sofa

Code: S001-S004 / S301-S304

Shown with tapered leg option

Depth: 38" 40" 43"

Width: 60" through to 102"

Height: 33.5"

Seat Depth: 22" 25" 27"

Seat Height: 19"



## Full Scroll Arm Signature Sofa

Code: S009-S012 / S309-S312

Shown with tapered leg option

Depth: 38" 40" 43"

Width: 60" through to 102"

Height: 33.5"

Seat Depth: 22" 25" 27"

Seat Height: 19"



## Short Scroll Arm Signature Sofa

Code: S005-S008 / S305-S308

Shown with turned leg option

Depth: 38" 40" 43"

Width: 60" through to 102"

Height: 33.5"

Seat Depth: 22" 25" 27"

Seat Height: 19"



## Laid Back Scroll Arm Signature Sofa

Code: S013-S016 / S313-S316

Shown with tapered leg option

Depth: 38" 40" 43"

Width: 60" through to 102"

Height: 33.5"

Seat Depth: 22" 25" 27"

Seat Height: 19"

# signature sofas



**Standard Arm Signature Sofa  
with Loose Back Cushions**  
Code: S017-S020 / S317-S320

Shown with turned leg and Turkish back cushion options  
Depth: 38" 40" 43"  
Width: 60" through to 102"  
Height: 36"  
Seat Depth: 20" 22" 25"  
Seat Height: 19"



**Full Scroll Arm Signature Sofa  
with Loose Back Cushions**  
Code: S025-S028 / S325-S328

Shown with turned leg and boxed back cushion options  
Depth: 38" 40" 43"  
Width: 60" through to 102"  
Height: 36"  
Seat Depth: 20" 22" 25"  
Seat Height: 19"



**Short Scroll Arm Signature Sofa  
with Loose Back Cushions**  
Code: S021-S024 / S321-S324

Shown with tapered leg and boxed back cushion options  
Depth: 38" 40" 43"  
Width: 60" through to 102"  
Height: 36"  
Seat Depth: 20" 22" 25"  
Seat Height: 19"



**Laid Back Scroll Arm Signature Sofa  
with Loose Back Cushions**  
Code: S029-S032 / S329-S332

Shown with turned leg and Turkish back cushion options  
Depth: 38" 40" 43"  
Width: 60" through to 102"  
Height: 36"  
Seat Depth: 20" 22" 25" S  
eat Height: 19"

# signature sofas



## **Elverdon Arm Signature Sofa**

**Code: S093-S096 / S381-S384**

Depth: 38" 40" 43"  
Width: 60" through to 102"  
Height: 34.5"  
Seat Depth: 22" 25" 27"  
Seat Height: 19"



## **Straight Top Whole Back Signature Arm Sofa**

**Code: S033-S036 / S333-S336**

Shown with standard arm and tapered leg options  
Depth: 38" 40" 43"  
Width: 60" through to 102"  
Height: 34.5"  
Seat Depth: 22" 25" 27"  
Seat Height: 19"



## **Elverdon Arm Signature Sofa with Loose Back Cushions**

**Code: S097-S100 / S385-S388**

Shown with boxed back cushions  
Depth: 38" 40" 43"  
Width: 60" through to 102"  
Height: 36"  
Seat Depth: 20" 22" 25"  
Seat Height: 19"



## **Square Arm Signature Sofa with Loose Back Cushions**

**Code: S424-S431**

Depth: 38" 40" 43"  
Width: 60" through to 102"  
Height: 36"  
Seat Depth: 20" 22" 25"  
Seat Height: 19"

# brompton sofas



## **Brompton Loose Back Cushion Armless Sofa**

**Code: S456-S463**

Shown with tapered leg option

Depth: 33" 35" 37"

Width: 60" through to 102"

Height: 35"

Seat Depth: 20" 22" 24"

Seat Height: 20"



## **Brompton Loose Back Cushion Full Arm Sofa**

**Code: S488-S495**

Shown with straight leg and stretcher option

Depth: 33" 35" 37"

Width: 60" through to 102"

Height: 35"

Seat Depth: 20" 22" 24"

Seat Height: 20"



## **Brompton Loose Back Cushion Short Arm Sofa**

**Code: S472-S479**

Shown with conical leg option

Depth: 33" 35" 37"

Width: 60" through to 102"

Height: 35"

Seat Depth: 20" 22" 24"

Seat Height: 20"



## **Brompton Loose Back Cushion Tuxedo Arm Sofa**

**Code: S504-S511**

Shown with conical leg option

Depth: 33" 35" 37"

Width: 60" through to 102"

Height: 35"

Seat Depth: 20" 22" 24"

Seat Height: 20"

# brompton sofas



## **Brompton Fixed Back Armless Sofa**

**Code: S448-S455**

Shown with conical leg option

Depth: 33" 35" 37"

Width: 60" through to 102"

Height: 32"

Seat Depth: 22" 24" 26"

Seat Height: 20"



## **Brompton Fixed Back Full Arm Sofa**

**Code: S480-S487**

Shown with tapered leg option

Depth: 33" 35" 37"

Width: 60" through to 102"

Height: 32"

Seat Depth: 22" 24" 26"

Seat Height: 20"



## **Brompton Fixed Back Short Arm Sofa**

**Code: S464-S471**

Shown with straight leg and stretcher option

Depth: 33" 35" 37"

Width: 60" through to 102"

Height: 32"

Seat Depth: 22" 24" 26"

Seat Height: 20"



## **Brompton Fixed Back Tuxedo Arm Sofa**

**Code: S496-S503**

Shown with conical leg option

Depth: 33" 35" 37"

Width: 60" through to 102"

Height: 32.5"

Seat Depth: 22" 24" 26"

Seat Height: 20"

# sofas



## **Minster Sofa**

**Code: S923-S930**

Depth: 38"

Width: 60" through to 102"

Height: 32.25"

Seat Depth: 22"

Seat Height: 18"



## **Jules Sofa with Fixed Seat**

**Code: S110-S113 / S393-S396**

Depth: 44"

Width: 60" through to 102"

Height: 30"

Seat Depth: 28"

Seat Height: 14"



## **Bulgari Sofa**

**Code: SB11-SB12 / SB309-SB312**

Depth: 40"

Width: 72" through to 102"

Height: 35"

Seat Depth: 25"

Seat Height: 19"



## **Jules Sofa with Seat Cushions**

**Code: S204-S211**

Depth: 44"

Width: 60" through to 102"

Height: 30"

Seat Depth: 28"

Seat Height: 17"

# sofas



**Tiplady Knole Sofa**  
Code: S051-S054 / S353-S356  
Depth: 40"  
Width: 66" through to 102"  
Height: 39"  
Seat Depth: 28"  
Seat Height: 19"



**Tiplady Knole Sofa (Buttoned)**  
Code: SB051-SB054 / SB353-SB356  
Depth: 40"  
Width: 72" through to 102"  
Height: 39"  
Seat Depth: 28"  
Seat Height: 19"



**Elverdon Sofa with Fixed Seat**  
Code: E001-E005  
Depth: 37"  
Width: 78" through to 102"  
Height: 33"  
Seat Depth: 24"  
Seat Height: 16"



**Elverdon Sofa with Seat Cushions**  
Code: E006-E010  
Depth: 37"  
Width: 78" through to 102"  
Height: 33"  
Seat Depth: 24"  
Seat Height: 19"

# sofas



**Bolster Sofa with removable arms**

Code: S037-S039 / S337-S340

Depth: 38"

Width: 66" through to 102"

Height: 33"

Seat Depth: 27"

Seat Height: 19"



**Steven Sofa**

Code: S088 / S373-S376

Depth: 44"

Width: 78" through to 102"

Height: 36"

Seat Depth: 28"

Seat Height: 19"



**Morrison Sofa**

Code: SM001-SM008

Depth: 42"

Width: 60" through to 102"

Height: 36"

Seat Depth: 28"

Seat Height: 18"



**Ottoman Sofa**

Code: S102-S105 / S389-S392

Depth: 38"

Width: 60" through to 102"

Height: 37"

Seat Depth: 25"

Seat Height: 22"



# sofas



**Dorchester Sofa**  
**Code: S434-S439**  
Depth: 45"  
Width: 60" through to 102"  
Height: 43"  
Seat Depth: 28"  
Seat Height: 19"



**Square Sofa**  
**Code: S089-S092 / S377-S380**  
Depth: 41"  
Width: 60" through to 102"  
Height: 32"  
Seat Depth: 25"  
Seat Height: 19"



**Norris Sofa (Buttomed)**  
**Code: S440-S446**  
Depth: 32"  
Width: 60" through to 96"  
Height: 31"  
Seat Depth: 20"  
Seat Height: 15"

# sofas



## Standard Chesterfield Sofa

Code: CH01-CH05

Depth: 42"

Width: 78" through to 102"

Height: 31"

Seat Depth: 24.5"

Seat Height: 18"



## Early Victorian Chesterfield Sofa

Code: CH21-CH25

Depth: 42"

Width: 78" through to 102"

Height: 28"

Seat Depth: 26"

Seat Height: 14"



## Buttoned Chesterfield Sofa

Code: CH11-CH15

Depth: 38"

Width: 78" through to 102"

Height: 31"

Seat Depth: 22"

Seat Height: 15"



## Alexandra Sofa

Code: CH33-CH38

Depth: 37"

Width: 72" through to 102"

Height: 32"

Seat Depth: 24"

Seat Height: 16"

# sofas



**Georgian Sofa with Fixed Seat**

Code: S200-S203 / S360

Depth: 31.5"

Width: 60" through to 84"

Height: 35"

Seat Depth: 21"

Seat Height: 15"



**Paris Sofa**

Code: S216-S220

Depth: 31.5"

Width: 60" through to 84"

Height: 35"

Seat Depth: 21"

Seat Height: 18"



**Georgian Sofa with Seat Cushions**

Code: S047-S050 / S349

Depth: 31.5"

Width: 60" through to 84"

Height: 35"

Seat Depth: 21"

Seat Height: 18"



**Regency Sofa**

Code: SR001-SR008

Depth: 34"

Width: 60" through to 102"

Height: 36"

Seat Depth: 22"

Seat Height: 20"

# sofas



**Somerville Sofa (Buttoned)**

Code: S077-S080 / S212-S213

Shown with turned leg option

Depth: 34"

Width: 60" through to 90"

Height: 33"

Seat Depth: 21"

Seat Height: 16"



**Fairhill Sofa**

Code: S073-S076 / S513-S514

Depth: 33"

Width: 60" through to 78"

Height: 33"

Seat Depth: 22"

Seat Height: 15"



**Somerville Sofa (Unbuttoned)**

Code: S230-S235

Shown with tapered leg option

Depth: 34"

Width: 60" through to 90"

Height: 33"

Seat Depth: 21"

Seat Height: 16"



**Seaton Sofa**

Code: CH39-CH44

Depth: 39"

Width: 60" through to 90"

Height: 34"

Seat Depth: 25"

Seat Height: 17.5"

# sofas



**Dahl Sofa with Fixed Seat**

**Code: S910-S913 / S257-S258**

Shown with turned leg option

Depth: 33"

Width: 60" through to 90"

Height: 36"

Seat Depth: 22"

Seat Height: 16"



**Dahl Sofa with Seat Cushions**

**Code: S931-S934 / S244-S2445**

Shown with turned leg option

Depth: 33"

Width: 60" through to 90"

Height: 36"/91.5cm

Seat Depth: 22"

Seat Height: 19"



**Chippendale Sofa with Fixed Seat**

**Code: S236-S243**

Depth: 37"

Width: 60" through to 102"

Height: 34"

Seat Depth: 23"

Seat Height: 15"



**Chippendale Sofa with Seat Cushions**

**Code: S043-S046 / S343-S346**

Depth: 37"

Width: 60" through to 102"

Height: 34"

Seat Depth: 23"

Seat Height: 18"

# sofas



**Ryan Sofa**  
Code: S067 / S068 / S121  
Depth: 30"  
Width: 54" 63" 72"  
Height: 47"  
Seat Depth: 21"  
Seat Height: 16"



**Back to Back Sofa with Fixed Back**  
Code: SB01-SB48  
Shown with standard arm and turned leg options  
Depth: 72" 76" 83"  
Width: 60" through to 102"  
Height: 33.5"  
Seat Depth: 24" 26" 29"  
Seat Height: 19"/48.5cm



**Conversation Piece**  
Code: PC02  
Diameter: 64"  
Height: 39" with Ruching  
Seat Depth: 24"  
Seat Height: 19"

# chaises



## **Dog Kennel Bed (Buttoned)**

**Code: PC03**

Depth: 43"

Width: 92"

Height: 34"

Seat Depth: 32"

Seat Height: 14.5"



## **Dog Kennel Bed (Unbuttoned)**

**Code: PC12**

Depth: 43"/109cm

Width: 92"/234cm

Height: 34"/86.5cm

Seat Depth: 32"/81.5cm

Seat Height: 14.5"/37cm



## **Irish Chaise (Unbuttoned)**

**Code: PC07**

Shown with extended turned leg option

Depth: 72"

Width: 28"

Height: 34"

Seat Depth: 58"

Seat Height: 14"



## **Irish Chaise (Buttoned)**

**Code: PC06**

Depth: 72"

Width: 28"

Height: 34"

Seat Depth: 58"

Seat Height: 14"

# chaises



**Code: PC09 Butterfly Chaise (Unbuttoned)**

Shown with tapered leg option  
Depth: 60"  
Width: 36"  
Height: 34"  
Seat Depth: 50"  
Seat Height: 15"



**George Smith Chaise**

**Code: PC05**  
Shown with turned leg option  
Depth: 69"  
Width: 32"  
Height: 34"  
Seat Depth: 54"  
Seat Height: 15"



**Butterfly Chaise (Buttoned)**

**Code: PC28**  
Shown with turned leg option  
Depth: 60"  
Width: 36"  
Height: 34"  
Seat Depth: 50"  
Seat Height: 15"



**George Smith Chaise with Loose Back and Seat Cushion**

**Code: PC10**  
Shown with boxed back cushion and tapered leg options  
Depth: 69"  
Width: 32"  
Height: 37"  
Seat Depth: 55"  
Seat Height: 19"



# chaises



**Norris Chaise (Pin tucked)**  
Code: PC17  
Depth: 66"  
Width: 28"  
Height: 32"  
Seat Depth: 57"  
Seat Height: 15"



**Brewster Chaise**  
Code: PC13  
Depth: 72"  
Width: 27"  
Height: 33"  
Seat Height: 15"



**Elphinstone Chaise (Unbuttoned)**  
Code: PC04  
Arm can be placed on either side.  
Depth: 41"  
Width: 83"  
Height: 36"  
Seat Depth: 31"  
Seat Height: 17"



**Elphinstone Chaise (Buttoned)**  
Code: PC08  
Depth: 41"  
Width: 83"  
Height: 36"  
Seat Depth: 31"  
Seat Height: 17"

# stools



## Signature Stool

Code: P001

Shown with turned leg option

Depth: 29"

Width: 40"

Height: 15"



## Signature Stool (Buttoned)


Code: PB02

Shown with turned leg and castor options

Depth: 29"

Width: 40"

Height: 17"



## Signature Bench

Code: P230

Shown with turned leg option

Depth: 24"

Width: 54"

Height: 15"



## Signature Bench (Buttoned)

Code: PB230

Shown with tapered leg and castor options

Depth: 24"

Width: 54"

Height: 17"

# stools



## Large Turned Leg Stool

Code: P003

Depth: 31"

Width: 55"

Height: 15"



## Large Turned Leg Stool (Buttoned)

Code: PB03

Depth: 31"

Width: 55"

Height: 15"



## Aspinal Bench

Code: PC20

Depth: 28"

Width: 68"

Height: 22"

Seat Height: 14"



## Empire Stool

Code: P005

Depth: 31"

Width: 55"

Height: 17"

# stools



**Norris Stool (Pin tucked)**

Code: P060

Depth: 45"

Width: 58"

Height: 15"



**Norris Bench (Pin tucked)**

Code: P229

Depth: 25"

Width: 58"

Height: 15"



**Baby Norris Stool (Pin tucked)**

Code: P228

Depth: 20"

Width: 20"

Height: 15"



**Gainsborough Stool**

Code: P059

Depth: 21"

Width: 42"

Height: 18"

# stools



**Baby Moderne Empire Chest**  
Code: P033  
Depth: 20"  
Width: 20"  
Height: 19"



**Baby Empire Chest**  
Code: P226  
Depth: 20"  
Width: 20"  
Height: 19"



**Moderne Empire Chest**  
Code: P028  
Depth: 31.5"  
Width: 45"  
Height: 19"



**Empire Chest**  
Code: P017  
Depth: 33"  
Width: 47"  
Height: 19"



# stools



**Baby Belville Ottoman**  
Code: P032  
Depth: 17"  
Width: 17"  
Height: 20"



**Blanket Box**  
Code: P012  
Depth: 18"  
Width: 36"  
Height: 18"



**Belville Ottoman**  
Code: P025  
Depth: 20"  
Width: 40"  
Height: 20"



**Robinson Stool**  
Code: P092  
Shown with optional kick pleat skirt  
Depth: 40"  
Width: 60"  
Height: 18"

# stools



**Soho Buttoned Drum - Coffee Table**  
Code: P255  
Diameter: 40"  
Height: 15"



**Soho Baby Buttoned Drum**  
Code: P053  
Diameter: 15"  
Height: 17"



**Soho Buttoned Drum**  
Code: P052  
Diameter: 50"  
Height: 26"



**Round Buttoned Pouffe**  
Code: P011  
Diameter: 38"  
Height: 16"

# stools



**Ottoman Racer**  
**Code: P014**  
Depth: 24"  
Width: 24"  
Height: 18"



**Cloverleaf Pouffe**  
**Code: P013**  
Depth: 39"  
Width: 39"  
Height: 18"



**Ottoman**  
**Code: P006**  
Depth: 36"  
Width: 36"  
Height: 16"



**Cockerel Stool**  
**Code: P015**  
Shown with optional box pleat skirt  
Depth: 36"/  
Width: 36"  
Height: 17"



# stools



## Run Up Stool

Code: P009

Shown with turned leg option

Depth: 20"

Width: 27.5" 28.5" 29" -

P-Arm: 29.5" 30" 31"

Scroll Arm Height: 19"



## Edwardian Stool (Buttoned)

Code: P095

Depth: 20"

Width: 28"

Height: 15"



## Edwardian Stool (Unbuttoned)

Code: P029

Depth: 20"

Width: 28"

Height: 15"



## Bull Nose Ottoman

Code: P016

Shown with leg options to match both the Jules and Studio Chairs

Depth: 22"

Width: 30"

Height: 14"



# stools



## Signature Stool

Code: P046 Baby

Shown with tapered leg and piping placement options

Depth: 22"

Width: 22"

Height: 15"



## Buttomed Baby Signature Stool

Code: PB46

Shown with turned leg option

Depth: 22"

Width: 22"

Height: 15"



## Fender Stool

Code: P008

Depth: 13"

Width: 45"

Height: 8"



## Buttomed Fender Stool

Code: P256

Depth: 13"

Width: 45"

Height: 8"

# stools



**Knight Stool**  
Code: P081  
Depth: 44"  
Width: 44"  
Height: 18"



**Lord Thomas Stool**  
Code: P088  
Depth: 25.5"  
Width: 79"  
Height: 18"



**George Smith Coffee Table**  
Code: P035  
Depth: 16"  
Width: 48"  
Height: 16"



**George Smith Console Table**  
Code: P036  
Depth: 20"  
Width: 60"  
Height: 28"

# wood colour



Black



Dark mahogany



Dark oak



Dark walnut



Light mahogany



Light oak



Light walnut



Medium oak



Natural mahogany



Natural oak



Standard mahogany



Standard walnut

# castors



Brass



Pewter



Chrome




Antique Brass



# nailheads

 Bronze 3/4"/19mm	 5/8"/16mm	 3/8"/10mm
 Old gold speckled 3/4"/19mm	 5/8"/16mm	 3/8"/10mm
 French natural 3/4"/19mm	 5/8"/16mm	 3/8"/10mm
 Polished brass 3/4"/19mm	 5/8"/16mm	 3/8"/10mm
 Pewter 3/4"/19mm	 5/8"/16mm	 3/8"/10mm
 Chrome 3/4"/19mm	 5/8"/16mm	 3/8"/10mm
 Antique Steel 3/4"/19mm	 5/8"/16mm	 3/8"/10mm


# stitching & piping



Blind seam



Saddle stitch



Cord



Piping

# skirts



Kick pleat skirt



Dressmaker skirt



Kick pleat skirt with tape



Box pleat skirt



Gathered skirt



Fringe

# loose covers

George Smith makes beautiful loose covers. They are practical, and can instantly change the appearance of a piece of furniture or the whole look of a room. Loose covers can be changed seasonally with light, fresh summer fabrics over a more practical winter cloth. Our covers are really useful if you have furniture shared by the whole family. A sofa used by small children, or messy adults, can have a hard-wearing cover that is easy to remove and have cleaned.

It is worth considering that some furniture details, such as scroll arms, may be lost by a loose cover and the appearance of the furniture may change considerably. We have shown two examples opposite, and often the fit is so good that your furniture looks fully upholstered.

There is always someone at George Smith to talk you through the options personally.



## **Standard Arm Signature Sofa**

Shown with tight fitting loose cover made with tie under detail to keep the legs exposed.



## **Short Scroll Arm Signature Sofa with Loose Back Cushions**

Shown with boxed back cushions and loose cover. A kick pleat skirt has been added to conceal the legs.



## sectional sofas

Many of the George Smith pieces can be designed as sectional sofas. They are great to define a space and provide a large amount of comfortable seating. Most of our sectional sofas can be made in a modular way for extra flexibility or fully upholstered in-situ as a complete piece. We can assist you in planning your layout, number of seats and even how your cushions are filled.

Sectional sofas may not be suitable for every situation and we are always on hand to offer useful advice.





george smith  
dallas

## BROOKS THOMAS

T. (800) 779-0975  
E. [info@brooks-thomas.com](mailto:info@brooks-thomas.com)

1209 Slocum Street  
Dallas, Texas